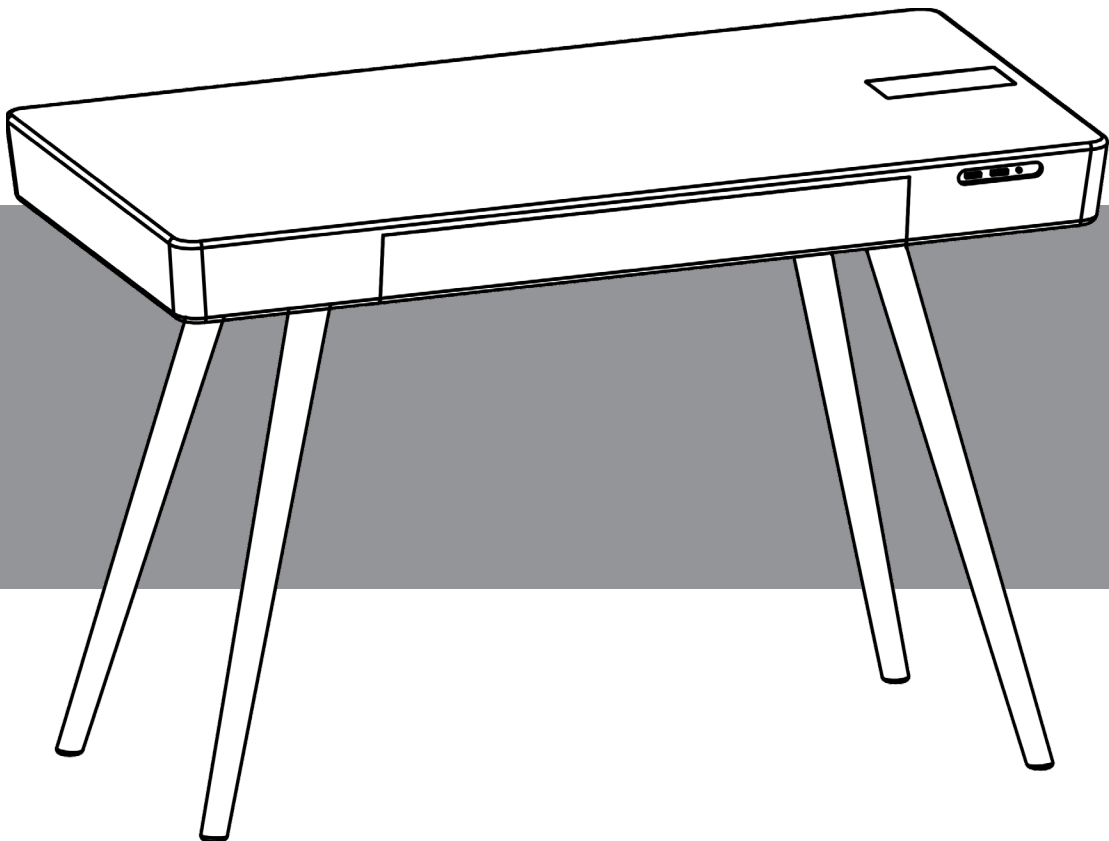


boomdesk

BLUETOOTH



LumiSource, LLC

Congratulations!

You are now the proud owner of a Boom Desk. Prepare to experience your entertainment on a whole new level. Take a moment to review your owner's manual before connecting your Boom Desk. Assembly and operation of the Boom Desk is simple. If you need further assistance visit us at www.LumiSource.com

LumiSource, LLC

2950 Old Higgins Road, Elk Grove Village, IL 60007

PATENTS PENDING

CAUTIONS

READ BEFORE USE

- DO NOT wash or soak with water. If Boom Desk gets wet, disconnect power immediately and do not use until completely dry.
- Turn power off and unplug Boom Desk when not in use.
- Children under 5 years old should not use this product without parental supervision.
- For INDOOR use only/ DO NOT expose to direct sunlight, moisture, or extreme temperatures.
- DO NOT use on slippery or uneven flooring.
- DO NOT use on wood flooring, it may cause scratching.
- Excessive exposure to audio equipment at high volume may lead to hearing loss.
- DO NOT TAMPER WITH OR OPEN
- Do not expose the machine to dust or smoke
- Turn off Boom Desk in extreme storms
- Keep away from containers holding liquid

Caution: To reduce the risk of electric shock and fire, do not open the Boom Desk. There are no user serviceable parts inside.

WARNING



Internal

FCC part 15.21:

Warning: Changes or modifications to this unit not expressly approved by the party responsible for compliance could void the user's authority to operate the equipment.

FCC WARNING

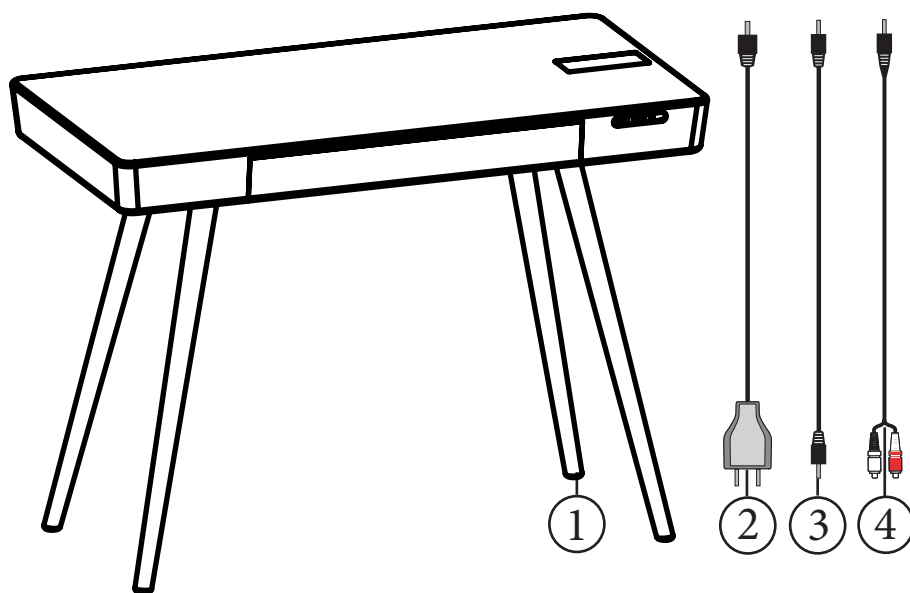
This device complies with Part 15 of the FCC rules.

Operation is subject to the following two conditions:

- (1) This device may not cause harmful interference.
- (2) This device must accept any interference received, including interference that may cause undesired operation.

SET UP GUIDE

The Boom Desk comes with the following:



PARTS

- 1) Boom Desk
- 2) Power Adaptor
- 3) Auxiliary Cable (3.5mm)
- 4) PC Cable (audio left and right input)

SPECIFICATIONS

Dimensions: 19.5in. L x 43in. W x 29.5in. H
49.5cm. L x 110cm. W x 75cm. H

MAIN FEATURES

Bluetooth connectivity

Support for PC / Auxiliary input

USB mode output supported by multi-function control panel

2.1 CH power output, high quality loudspeaker for both left and right channel , two 3” inch high output loudspeaker and a 2” inch subwoofer

Independent power adaptor, 12V direct voltage speaker

Support for iPod, iPhone and iPad playback and charging

ASSEMBLY INSTRUCTIONS

LumiSource LLC

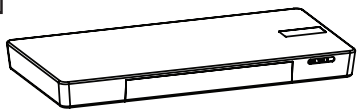
Boom Desk

Assembly Instructions
Instrucciones De Asamblea
Instructions d'Assemblée

Part # OFD-BOOM2 XX+XX

18-0905

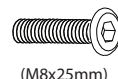
PARTS



A



x4
B

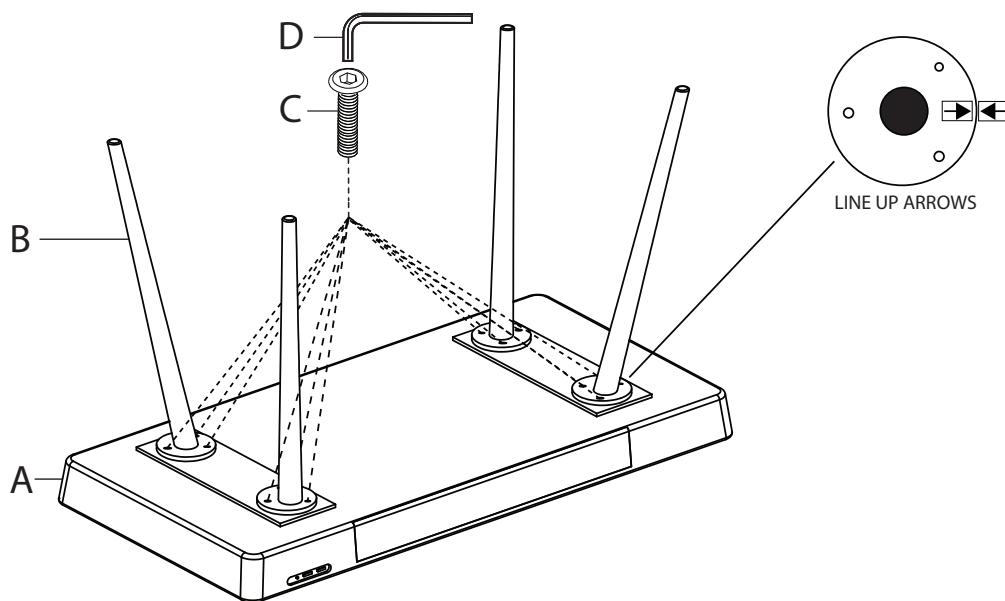


(M8x25mm)
x12
C

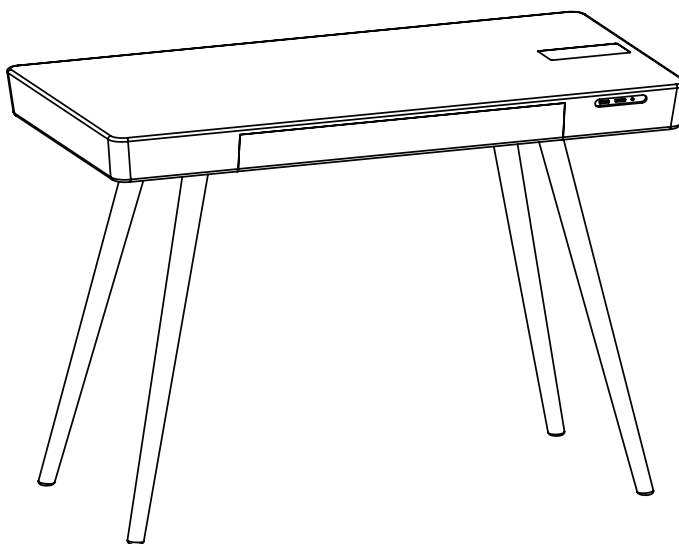


(M8)
D

1



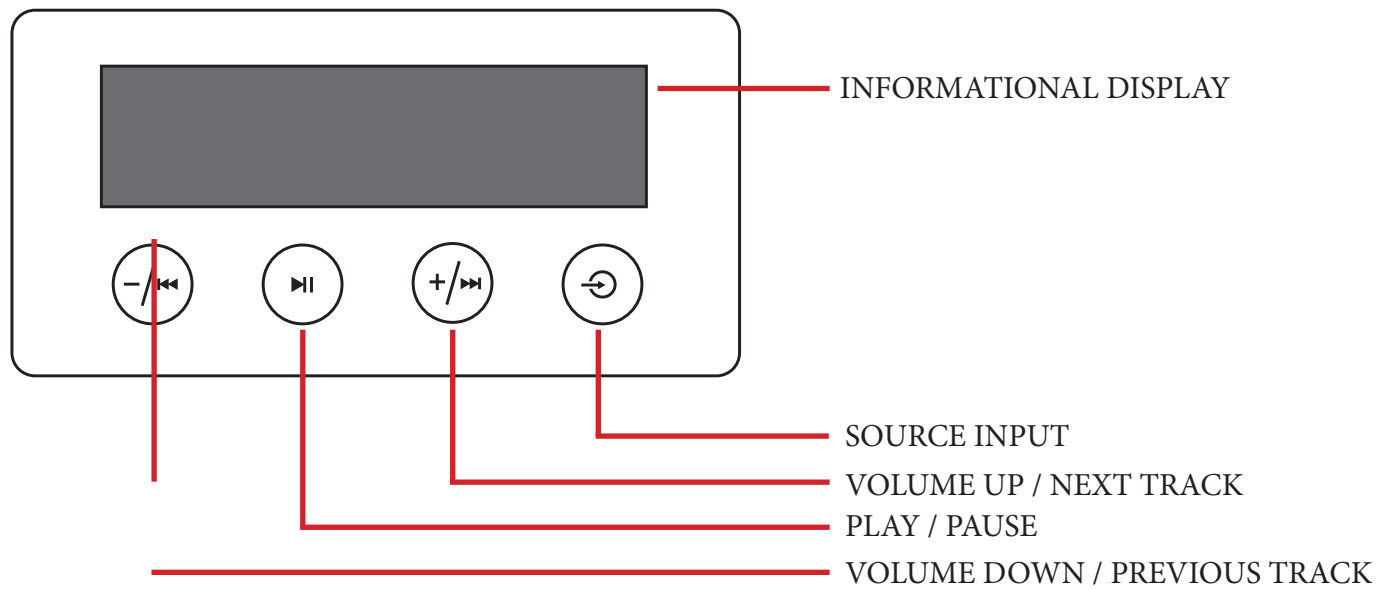
2



Do not over tighten.
Do not use power tools to assemble.

www.LumiSource.com

FRONT DISPLAY



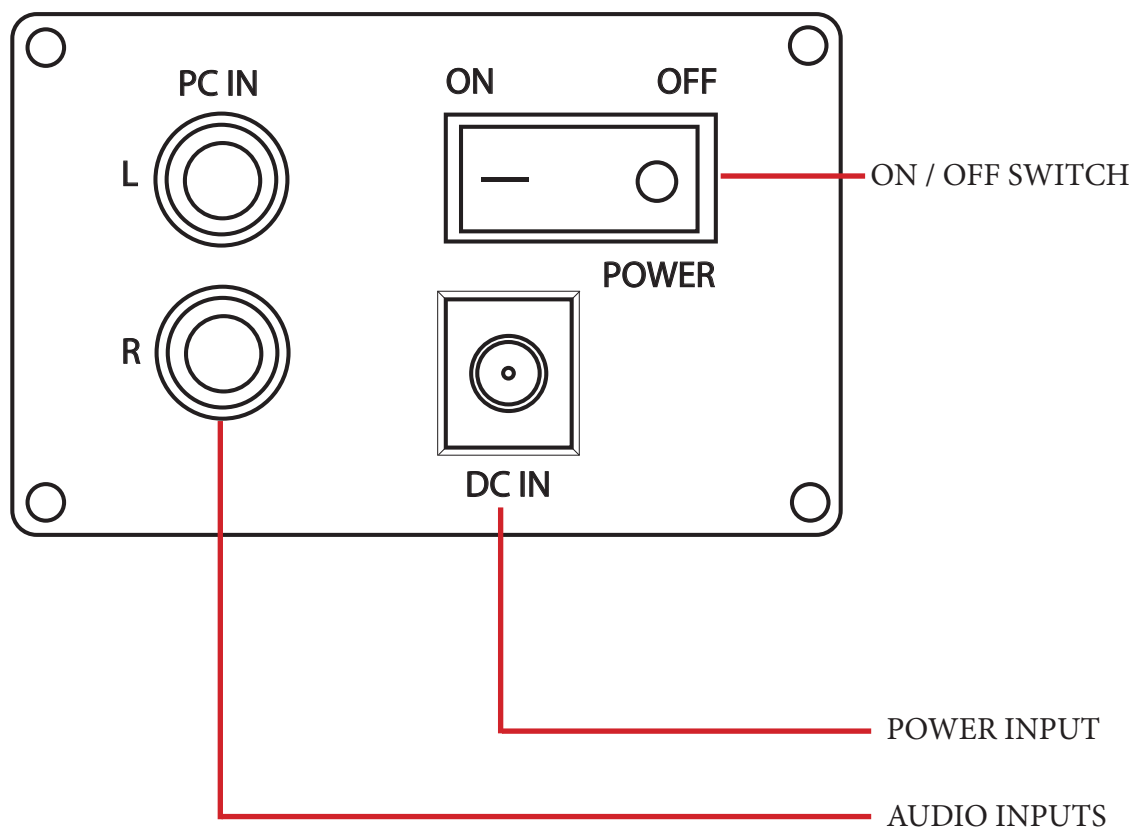
The source input key can be used to change audio source (BT/USB/AUX/PC)

To change volume press and hold volume up (+) or volume down key (-)

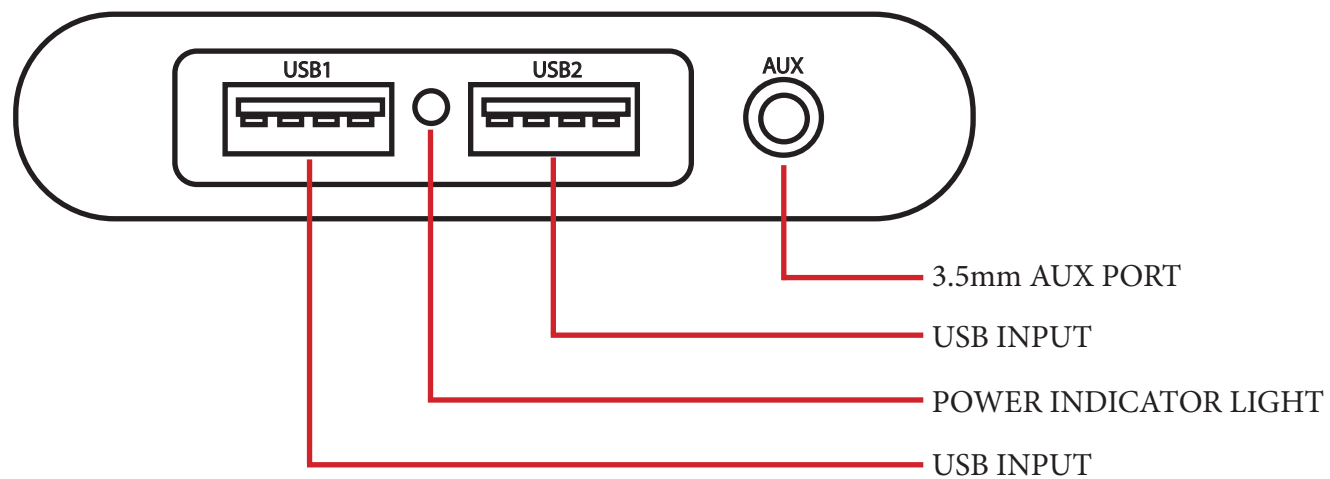
To skip to next or previous track, quickly tap the next track or previous track buttons

Pressing the play/pause button will start or stop the current track

POWER UNIT (UNDERSIDE)



FRONT INPUT



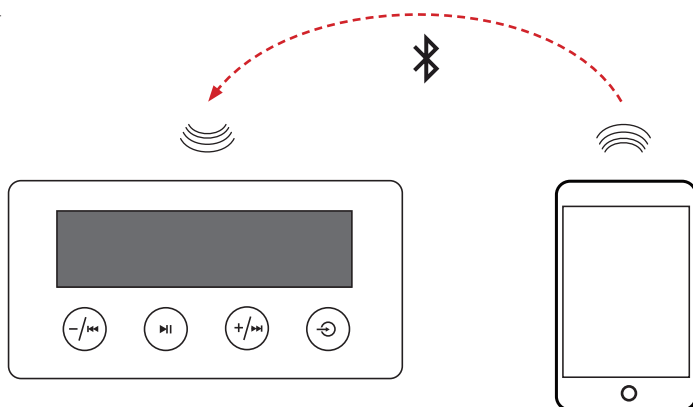
CONNECTING YOUR WIRELESS AUDIO SOURCE

Begin by making sure that the Boom Desk is on and the control panel reads “BT”


Locate Bluetooth Settings on your device and turn on Bluetooth connection.

On your device list, locate the name “BOOMDESK” and select for pairing. If you do not see “BOOMDESK” on your list make sure the Boom Desk is plugged in and powered on.

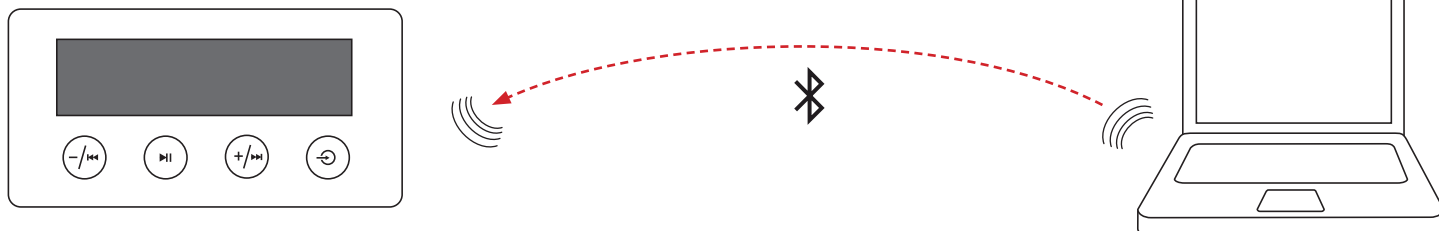
If prompted for a passcode enter “0000” then pair.



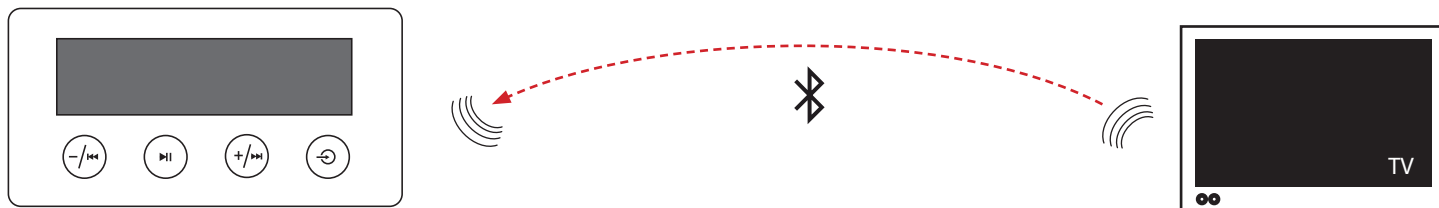
1 CONNECTING CELLPHONE



2 CONNECTING COMPUTER/LAPTOP



3 CONNECTING TV/DVD



CONNECTING YOUR AUDIO SOURCE

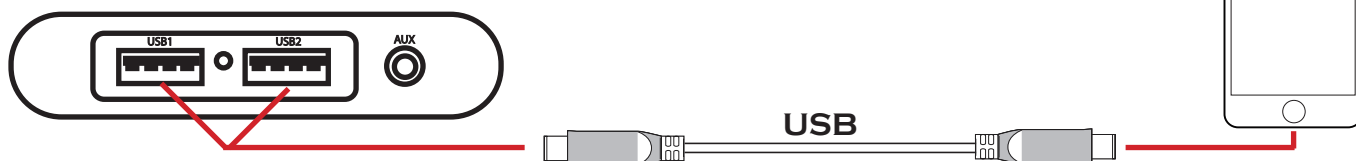
1 CONNECTING MOBILE DEVICES



2 CONNECTING COMPUTER/LAPTOP




3 CONNECTING CELLPHONE VIA USB



4 CONNECTING COMPUTER (AUDIO)



5 CONNECTING MOBILE DEVICES (UNDER SIDE)



TROUBLESHOOTING BOOMDESK

Q: Why isn't there sound coming from any of my speakers?

A: Ensure your Boom Desk is connected as described in the Assembly Instructions. Check that the power to the unit is on and the volume is turned up.

Q: Where can I get more information?

A: Visit us at www.LumiSource.com Contact information: LumiSource, LLC. 2950 Old Higgins Road, Elk Grove Village, IL 60007, E-mail: customerservice@lumisource.com

MAINTENANCE/REPAIR & CLEANING/CARE

If a problem occurs while using this product, please contact customerservice@lumisource.com. DO NOT open unit or attempt to repair on your own. It may result in serious injury from electric shock and void your product warranty.

Use a damp cloth to clean desk surfaces. Do not immerse in water.

LUMISOURCE, LLC LIMITED WARRANTY

LIMITED WARRANTY: LumiSource, LLC ("LumiSource") warrants this product against defects in materials and workmanship for a period of ninety (90) days from the date of original consumer purchase. If a covered warranty claim is timely made, LumiSource, LLC will, at its sole discretion: (a) repair the product, using new and/or refurbished replacement parts or (b) replace the product with an identical (or comparable) product, without charge to you other than the initial shipping cost to return the product. LumiSource, LLC will only pay return shipping charges for destinations within the 48 contiguous U.S.A., if the returned product is covered by the limited warranty.

WHAT THIS WARRANTY DOES NOT COVER: This warranty does not cover defects resulting from accidents, alterations, unauthorized repair, failure to follow instructions, misuse, commercial use, fire, flood, or acts of God.

WHAT WE ASK YOU TO DO: If there is a covered defect, please write or email us within 90 days of the date of purchase at the address noted below to obtain instructions and authorization to return the product to LumiSource, LLC. You will need to pack the product securely in packaging providing at least the degree of protection of the original carton and packing materials and ship it to us at your expense. You will also need to include with the product (a) a copy of your original proof of purchase (retail receipt) showing the date of purchase and (b) a detailed explanation of the problem(s) requiring service.

TO THE EXTENT PERMITTED BY LAW, THIS LIMITED WARRANTY AND THE REMEDIES SET FORTH ABOVE ARE EXCLUSIVE AND IN LIEU OF ALL OTHER WARRANTIES, REMEDIES AND CONDITIONS, ORAL OR WRITTEN, EXPRESS OR IMPLIED. TO THE EXTENT PERMITTED BY LAW, LUMISOURCE, LLC HEREBY DISCLAIMS ANY IMPLIED WARRANTIES, INCLUDING WITHOUT LIMITATION, WARRANTIES OF MERCHANTABILITY AND FITNESS FOR A PARTICULAR PURPOSE. TO THE EXTENT APPLICABLE STATE LAW EXCLUDES SUCH DISCLAIMERS, THEN TO THE EXTENT ALLOWED BY LAW, THE TIME FOR ANY CLAIMS FOR SUCH IMPLIED WARRANTIES SHALL EXPIRE 90 DAYS FROM THE DATE OF ORIGINAL CONSUMER PURCHASE. TO THE EXTENT PERMITTED BY LAW, LUMISOURCE, LLC IS NOT RESPONSIBLE FOR DIRECT, SPECIAL, INCIDENTAL OR CONSEQUENTIAL DAMAGES, INCLUDING BUT NOT LIMITED TO LOSS OF TIME, INCONVENIENCE, LOSS OF USE OF YOUR PRODUCT, OR PERSONAL INJURY OR PROPERTY DAMAGE, CAUSED BY YOUR PRODUCT OR ITS FAILURE TO WORK.

This limited warranty gives you specific legal rights. Some states do not allow the exclusion or limitation of incidental or consequential damages, and applicable law may not permit the exclusion of certain implied warranties. You may also have other rights, which vary, from state to state.

LumiSource LLC

2950 Old Higgins Road, Elk Grove Village, IL 60007

E-mail: customerservice@lumisource.com

Phone: 1-888-461-5864 (toll free)

Phone: 1-847-699-8988 (international)

www.LumiSource.com